THE UNIVERSITY of MISSISSIPPI

2021-22 Ole Miss Drumline

Audition Packet

THE UNIVERSITY of MISSISSIPPI

Thank you for your interest in the 2021 Ole Miss Drumline! The Pride of the South has a proud tradition of great performances and unrelenting school spirit, and we are excited to have you become a part of that tradition.

The Pride of the South is looking for individuals who are responsible, diligent, and hard working. During the course of the audition process, you will be asked to do things that may be different from how you have previously learned them. Please keep an open mind and be flexible. There are many ways to approach technique and playing, and many of these can be considered "correct." All we ask is that you give your best effort to learn our methods, as to create a unified approach in our ensemble. One frequently asked question is what is required to make the line, and the answer is to have a great attitude, strong work ethic, and always do your best.

Over the course of the audition process, we usually have more individuals auditioning than we have available instruments. Because of this, we ask that you have a primary choice and a secondary choice of instruments to audition on. We will do our best to honor first requests, but the main priority is to place individuals where they can utilize their strengths. In doing this, we are able to set the ensemble up for success as a whole.

Included in this packet are audition exercises and music. Please learn this music prior to arriving, as it will be used to teach technique, concepts, etc. No matter how simple or difficult the music may look, you must strive for accurate playing. This includes incorporating correct heights, accurate note interpretation and placement, consistent tempo (practice with a metronome), and quality of sound with each rep. Additionally, individuals auditioning for snare, tenors, basses, or cymbals must be prepared to mark time correctly to all exercises and music.

Again, we are so glad that you are interested in the Ole Miss Drumline, and we are looking forward to seeing you at auditions!

Best,

The 2021 Ole Miss Drumline Staff

Important Dates

Saturday May 8 from 12:00-4:00p

A free clinic will be offered at the Ole Miss Band Hall. This clinic is open to any current high school, community college, or university students who are interested in auditioning for the Ole Miss Drumline or simply are interested in improving their playing.

Register for the clinic at www.band.olemiss.edu

Saturday May 21

Audition videos will be due by 11:59p on May 21st. Following the staff's review of audition videos, individuals will receive personalized feedback and be notified of where they stand for the next round of the audition process.

Saturday June 19 from 9:00a-6:00p

In-person auditions will be held at the Ole Miss Band Hall. This will only be open to those who have been invited following staff's review of audition videos. The schedule will be as follows:

9:00-9:15a – Meeting in David H. Nutt Auditorium
9:30a-12:30p – Sectional Rehearsals
12:30-2:00p – Lunch
2:00-4:00p – Sectional Rehearsals
4:00-5:30p – Battery Ensemble
5:30-5:45p – Clean Up
5:45p-6:00p – Closing Meeting
6:00p - Dismissal

Wednesday August 11 from 9:00a-9:00p

Final section auditions at the Ole Miss Band Hall. The tentative schedule is as follows:

9:00-11:00a – Percussion Registration
11:00a-12:00p – Meeting in David H. Nutt Auditorium
12:00-1:00p – Lunch
1:00-5:00p – Sectionals
5:00-6:00p – Dinner (provided)
6:00-9:00p – Sectionals

August 11 – 21

The Pride of the South preseason camp. Full schedule TBA.

What to Prepare

Snares:

- Rudiments – these may be played in the context of a previously learned exercise, or individually.
- Sight-reading.
- Prepare all materials in the snare packet with marking time.

Tenors:

- Rudiments – these may be played in the context of a previously learned exercise, or individually. These may be played on one drum or with arounds.
- Sight-reading.
- Prepare all materials in the tenor packet with marking time.

Basses:

- Rudiments – these may be played in the context of a previously learned exercise, or individually.
- Sight-reading.
- Prepare all materials in the bass packet with marking time. Learn the part of the drum for which you are auditioning. Drum 1 (smallest) is above the staff, drum 2 is the note below that, and so on until drum 6.

Cymbals:

- Sounds/playing techniques
- Sight-reading.
- Prepare all materials in the cymbal packet with marking time. Learn the rhythms (clapping is an effective method) while marking time. If you are unfamiliar with cymbal techniques or how to produce the sounds listed, try looking at DCI & WGI videos available online. This series of videos presented by Zildjian, featuring Santa Clara Vanguard, is also a great resource – Marching_Cymbals_101.

What to Bring

Materials provided by The Pride of the South:

- Drums
- Carriers
- Stands
- Cymbals
- Bass drum mallets
- If you have any of your own of the above, please bring it with you

Materials YOU will need to bring:

- Snare and/or tenor sticks
- Practice pad
- 3 ring binder with packet in sheet protectors
- Tennis shoes
- Sunscreen
- Hot weather clothes
- Money for food

General Audition Video Instructions

- Please state the following information at the beginning of your video:
    - Your name
    - What school you are from
    - The instrument you are auditioning for
        - Please specify drum number (1 – 6) for basses or split

- Exercises may be recorded individually, but each exercise, including those with multiple reps required, must be recorded in one, continuous take. Please do not edit in the middle of an exercise or between multiple reps of the same exercise.

- Audition videos on actual drums or keyboards are best, but as access to instruments may present a problem, the following options are acceptable and will not influence your chances of earning a spot:
    - Snares may play on a Real Feel, Offworld, or similar style pad.
    - Tenors may play on a commercial or homemade pad. If you make one, be sure it is spaced to mimic drum sizes of 6", 8", 10", 12", 13", 14".
    - Basses may play on a commercial or homemade pad.
    - Cymbals may clap. Be sure to maintain proper marching posture and clap with appropriate technique with your hands in front of you.

- All audition videos must be recording while standing.

- The metronome must be clearly audible in your videos.

- Your YouTube video or Google Drive link will need to be uploaded by the link provided on the marching percussion page of the Ole Miss Band's website.

- Please be sure that videos are set to either public or unlisted, and preview your link to make sure it works properly. Please disable comments as well if applicable.

Instrument-Specific Audition Video Instructions

Snares:

- **2021 Auditions Lick** – 1 rep at 180bpm.
- **8s** – 3 reps (once at 3", 9", and 15") with metronome at 135bpm. Mark time to quarter note.
- **Bread n Butter** – 4 reps with metronome at 116bpm. Stand with feet apart, pumping the right heel to quarter note. (example: https://www.youtube.com/watch?v=wdA0BVggJ3Y)
    - #1 – 8th note full height
    - #2 – 8th note bucks
    - #3 – 16th note
    - #4 – 16th note with flam on accent
- **Fred's Flammables** – 1 rep at 105bpm. Mark time to quarter note.
- **BDE** – 1 rep at 140bpm. Mark time to quarter note.
- **Rebel Rolls** – 2 reps (once at 155bpm, once as fast as you can play it well). Mark time to quarter note.
- **NDK** – Once at 200bpm. Stand with feet apart, no heel pump.
- **Rebel Beat** – Once at 112bpm. Mark time to quarter note.

Tenors:

- **2021 Auditions Lick** – 1 rep at 180bpm.
- **8s** – 3 reps (once at 3", 9", and 15") with metronome at 135bpm. Mark time to quarter note.
- **Bread n Butter** – 4 reps with metronome at 116bpm. Stand with feet apart, pumping the right heel to quarter note. (example: https://www.youtube.com/watch?v=wdA0BVggJ3Y)
    - #1 – 8th note full height
    - #2 – 8th note bucks
    - #3 – 16th note
    - #4 – 16th note with flam on accent
- **Fred's Flammables** – 1 rep at 105bpm. Mark time to quarter note.
- **BDE** – 1 rep at 140bpm. Mark time to quarter note.
- **Rebel Rolls** – 2 reps (once at 155bpm, once as fast as you can play it well). Mark time to quarter note.
- **NDK** – Once at 200bpm. Stand with feet apart, no heel pump.
- **Rebel Beat** – Once at 112bpm. Mark time to quarter note.

Basses:

- **Thom Hannum Duple Check Patterns** – 1 rep at 125bpm. Mark time to quarter note.
- **8s** – 3 reps (once at 3", 9", and 15") with metronome at 135bpm. Mark time to quarter note.
- **Bread n Butter** – 4 reps with metronome at 116bpm. Stand with feet apart, pumping the right heel to the quarter note. (example: https://www.youtube.com/watch?v=wdA0BVggJ3Y)
    - #1 – 8th note full height
    - #2 – 8th note bucks
    - #3 – 16th note
    - #4 – 16th note with flam on accent
- **Fred's Flammables** – 1 rep at 105bpm. Mark time to quarter note.
- **BDE** – 1 rep at 140bpm. Mark time to quarter note.
- **Rebel Rolls** – 2 reps (once at 155bpm, once as fast as you can play it well). Mark time to quarter note.
- **NDK** – Once at 200bpm. Stand with feet apart, no heel pump.
- **Rebel Beat** – Once at 112bpm. Mark time to quarter note.

Cymbals:

At this time, no audition video will be required for cymbals.

Battery Notation Key

Snares Notation Key:



Tenors Notation Key:



Basses Notation Key:



Cymbals Notation Key:



Height System:

The height system for the Ole Miss Drumline is listed below. Please note that each dynamic correlates with the accent & the tap. Variations from this will only occur if there is a crescendo or decrescendo written.

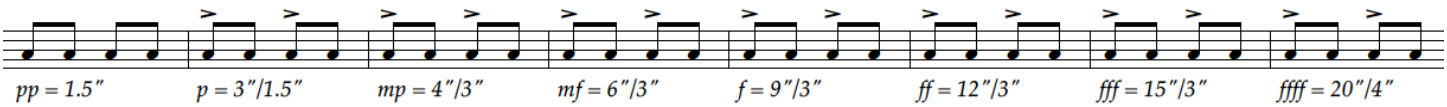

UMDL Auditions Lick 2021

Tenors

MGA



© Ole Miss Drumline 2021

Full Score

8s

- Play at variety of tempi (range listed) & dynamics (pp-fff)
- Three different variations: (a) constant dynamics, (b) crescendo each hand, (c) decrescendo each hand

Mason G. Atkins



© Ole Miss Drumline 2021



© Ole Miss Drumline 2021

Bread n Butter

Tenors

Someone



Tenors

Fred's Flammables

- Variations include cheeses & fuzzes on flams in brackets

Mason G. Atkins



© Ole Miss Drumline 2021

BDE

Tenors

Joseph Stephens rev. Mason G. Atkins 2021



© 2019

Tenors





© 2019

Rebel Rolls 2021

Tenors

Mason G. Atkins



NDK

Tenors

Cisco Hance rev. Mason G. Atkins 2021



V.S.

© 2016

Tenors


39
r r r r r r r l r r l l r l r l r l r r r r l l l r l r r l l r l r l
42
r l r l r l r l r l r l r r r r r r r l r r l l r l r l r l r r r r
p f
45
streets vis
l l l r l r r l l r l r l r l r l r l r l r l r l r r l r l r l r r
p fff ff
49
r r r r l l l l r l r l r l l r l l l l r r r
p mf
52
r l r l r l r l r l r l r l r l r l l l r r r l r r r l
55
r r r l r r r l r l l l r l r r l l r r l l r l r l r l r l r l r l
f
58
r r r r l l l l r r l l r r l l r l l l r r r
p ff f
61
l l r r l l l l r l r l r l r l
63
r l r l r l r l r l r l r l r l l r
p fff

Rebel Beat

Tenors

"The Pride" arr. Randy Dale 2011
"The South" arr. Paul Morgan 2012
rev. Mason G. Atkins 2021



© 2012

V.S.


E
ff
F
skanks
G
fff
RH twirl
cross hands
LH over RH
on rests
H
I


55
l l l r l r l r l
56
r l r l l l r l l r l r l r l r
57
58
r l r r l l r l r r l l r r l r l r r l l r r l r r
59
60
l l r l r l r l
p
f
61
r l r r l l r l b r l b r l b
62
l l r l r l r l r l r r l l r l
63
b r l b r l b l l r l r l r l r
64
r r l
J
65
r l r r r r
66
r l l r r r r r
67
r l r r l r l l r r l
68
r l r l r l r l r l r l r b
69
r r r l l l r r r l l l r l l l r
K
70
b r l r r l l r l l r
71
b r l r r l l r l l r
72
r l r r l r l l r r l
73
r r l r r r r l r l r l r l ...
74
75
r r l l r